

職業性ストレス簡易調査票集計 2 (全事業所職員:※所属長等を除く)

R5年5月実施

ストレスの大きさ



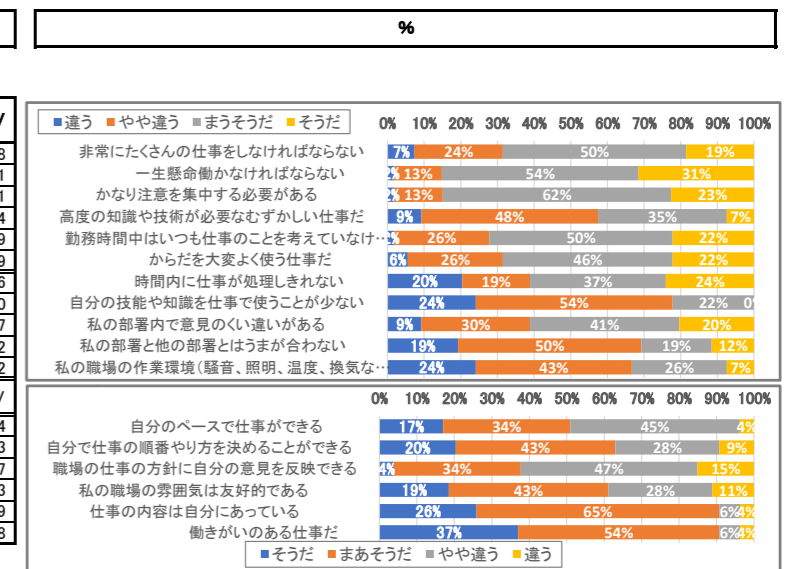
A. 仕事について、最も当てはまるもの

置き換え

Table with 17 items and 59 columns for response counts. Items include '非常にとくさんの仕事をしなければならない' and '自分のペースで仕事ができる'.

Table with 4 columns for response counts (1-4) and an AV column for each item.

Table with 4 columns for response counts (1-4) and an AV column for each item.

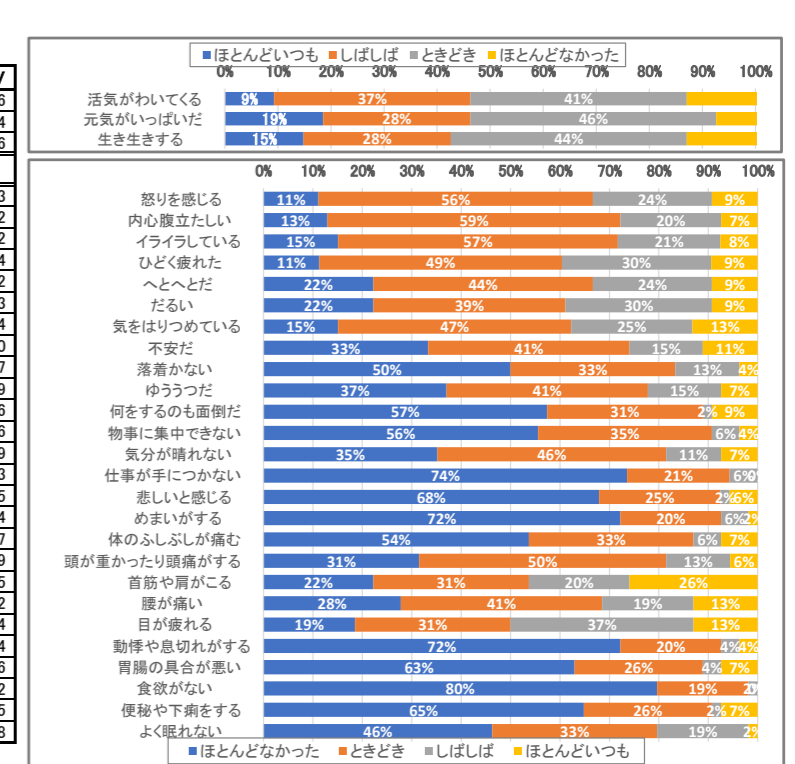


B. 最近1か月間の状態について、最もあてはまるもの

Table with 30 items and 59 columns for response counts. Items include '活気がわいてくる' and '怒りを感じる'.

Table with 4 columns for response counts (1-4) and an AV column for each item.

Table with 4 columns for response counts (1-4) and an AV column for each item.

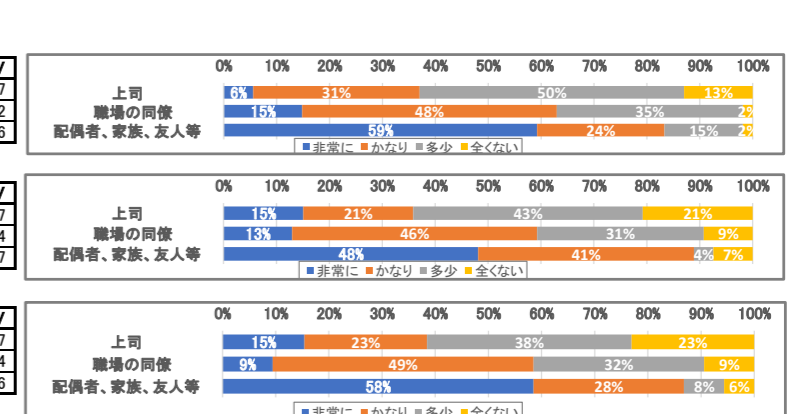


C. 周りの方々について、最もあてはまるもの

Table with 3 items and 59 columns for response counts. Items include '①どのくらい気軽に話ができるか?' and '②困った時、どのくらい頼りになるか?'.

Table with 4 columns for response counts (1-4) and an AV column for each item.

Table with 4 columns for response counts (1-4) and an AV column for each item.

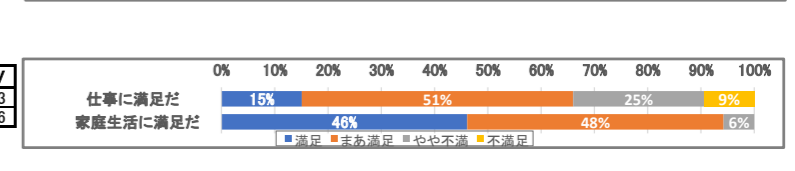


D. 満足度について

Table with 2 items and 59 columns for response counts. Items include '1 仕事に満足だ' and '2 家庭生活に満足だ'.

Table with 4 columns for response counts (1-4) and an AV column for each item.

Table with 4 columns for response counts (1-4) and an AV column for each item.



領域A+領域C 集計 50 63 61 49 66 67 64 58 59 59 63 62 59 69 42 61 76 57 57 55 73 80 67 62 60 61 50 67 48 58 81 70 53 56 46 45 62 59 78 62 52 69 79 74 84 59 46 66 65 77 52 45 59 60 66 63 60

※高ストレス者: [領域A+領域C76点以上] & 領域B63点以上